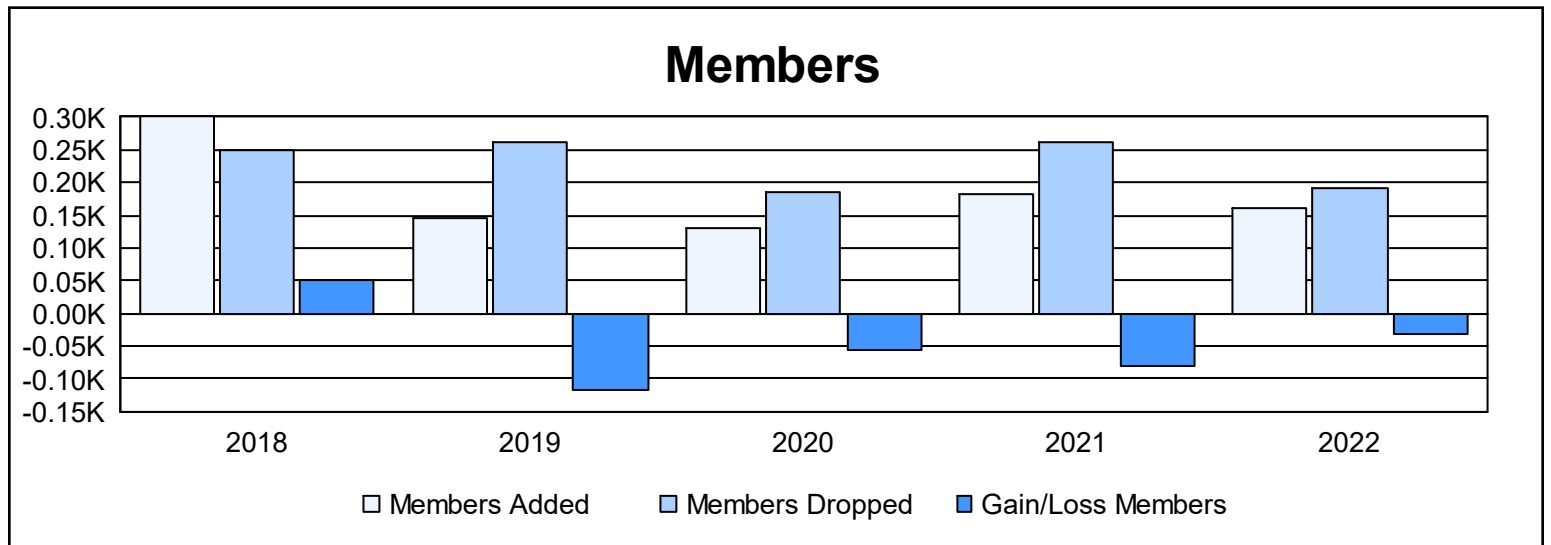
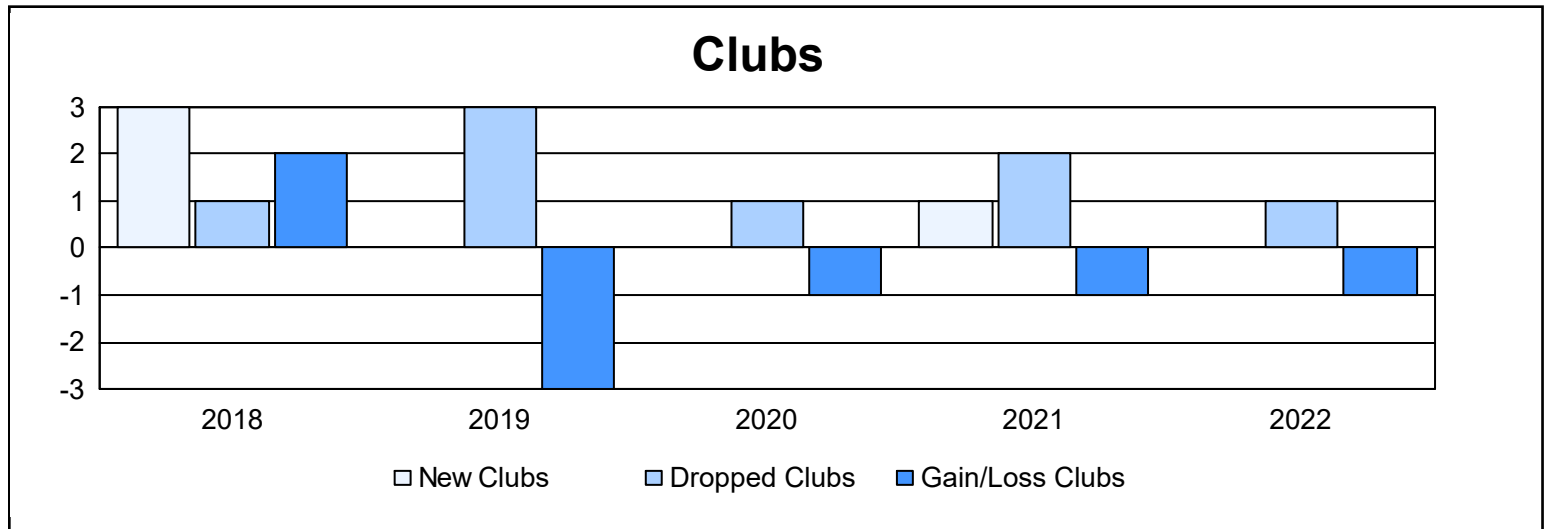
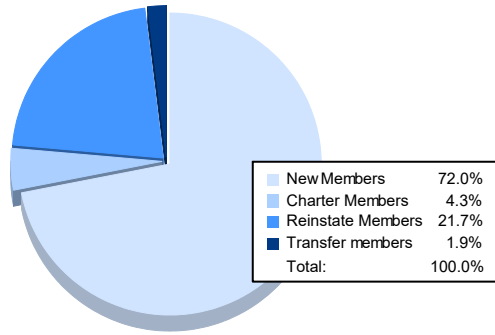


Year	New Clubs	Dropped Clubs	Gain/ Loss Clubs	New Members	Charter Members	Reinstate Members	Transfer Members	Total Member Added	Total Members Dropped	Gain/ Loss Members
2017-2018	3	1	2	207	84	6	3	300	250	50
2018-2019	0	3	-3	129	6	5	5	145	262	-117
2019-2020	0	1	-1	121	3	2	3	129	185	-56
2020-2021	1	2	-1	97	33	52	0	182	263	-81
2021-2022	0	1	-1	116	7	35	3	161	192	-31
<b>Average</b>	<b>1</b>	<b>2</b>	<b>-1</b>	<b>134</b>	<b>27</b>	<b>20</b>	<b>3</b>	<b>183</b>	<b>230</b>	<b>-47</b>



### Membership Composition June 2022 Cumulative



### Gender Composition June 2022 Cumulative

